

## Standard Three: Student- and Stakeholder-Focused Results - Criterion 3.8

Use this format to respond to Criterion 3.8. If you are submitting a self-study for reaffirmation, this is the same table used in your QA report.

Performance Measure: What is your goal? The goal should be measurable.	What is your measurement instrument or process? (indicate length of cycle)	Current Results: What are your current results?	Analysis of Results: What did you learn from your results?	Action Taken or Improvement made: What did you improve or what is your next step?	Provide a graph or table of resulting trends (3-5 data points preferred)								
<b>Graduating Seniors Satisfaction for business administration programs-course quality will be at least 80%</b>	Annual graduating seniors student survey	Five years of positive trend data exceeding goal. A questionnaire to measure the satisfaction of graduates is provided every 3 years. <b>The next one will be supplied in the coming months and will cover the period of this report (16-17, 17-18 and 18-19)</b>	Overall satisfaction exceeded the goal, but students requested internships and more technology courses.	A minor curriculum revision was performed to the Bachelor Degree for all business concentrations. The revision included new course creation and adoption. Some of the new courses created included internships and computerized accounting. The graduating seniors still request the same courses because they are for the old curriculum. Changes would be expected for 2018.	<p style="text-align: center;"><b>Graduating Seniors Satisfaction Results- Course Quality</b></p> <table border="1" style="margin-left: auto; margin-right: auto;"> <caption>Graduating Seniors Satisfaction Results- Course Quality</caption> <thead> <tr> <th>Year</th> <th>Score</th> </tr> </thead> <tbody> <tr> <td>2013-2014</td> <td>93</td> </tr> <tr> <td>2014-2015</td> <td>91</td> </tr> <tr> <td>2015-2016</td> <td>93</td> </tr> </tbody> </table>	Year	Score	2013-2014	93	2014-2015	91	2015-2016	93
Year	Score												
2013-2014	93												
2014-2015	91												
2015-2016	93												

Performance Measure: What is your goal? The goal should be measurable.	What is your measurement instrument or process? (indicate length of cycle)	Current Results: What are your current results?	Analysis of Results: What did you learn from your results?	Action Taken or Improvement made: What did you improve or what is your next step?	Provide a graph or table of resulting trends (3-5 data points preferred)
---	--	---	--	---	--

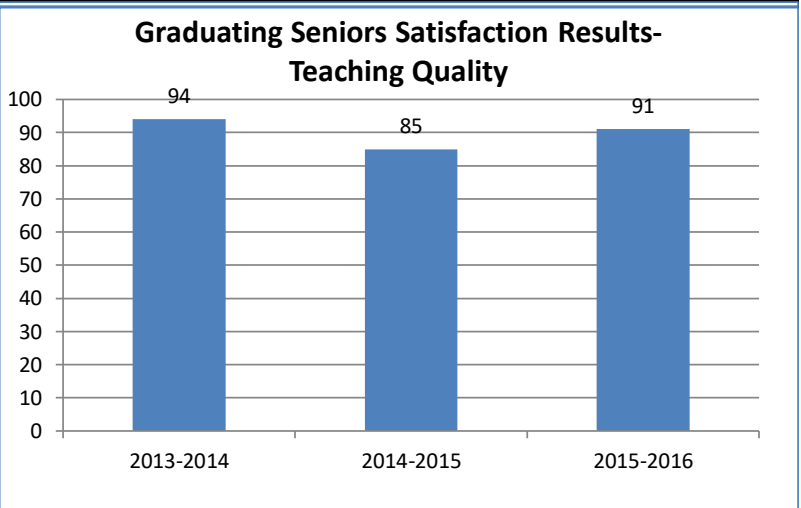
**Graduating Seniors Student Satisfaction for business administration program- academic teaching quality will be at least 80%**

Annual graduating seniors student survey

Five years of positive trend data exceeding goal. A questionnaire to measure the satisfaction of graduates is provided every 3 years. **The next one will be supplied in the coming months and will cover the period of this report (16-17, 17-18 and 18-19)**

Overall satisfaction exceeded the goal, but in order to ensure that qualified professors offer the courses in the Business Administration Program, each professor is evaluated based on their academic degrees, experience and professional certifications and licenses.

The rubric for qualification created in 2009 was revised on 2013 to take in consideration the minor curricular revision of 2013. Also, as part of the Institutional Assessment, starting 2016-2017, the program has a new rubric in order to follow the professors performance in their academic, administrative and student evaluations.



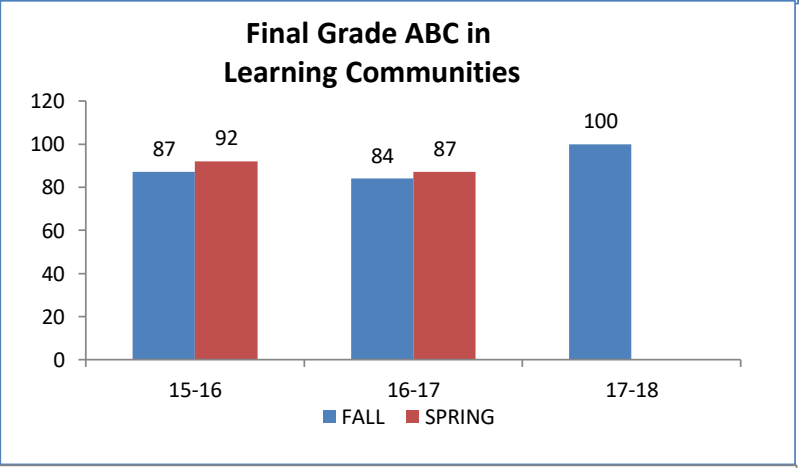
**Active Student Satisfaction for business program-teaching quality in Learning Communities will be at least 80%**

student and faculty participant survey per semester

Three years of positive trend data exceeding goal

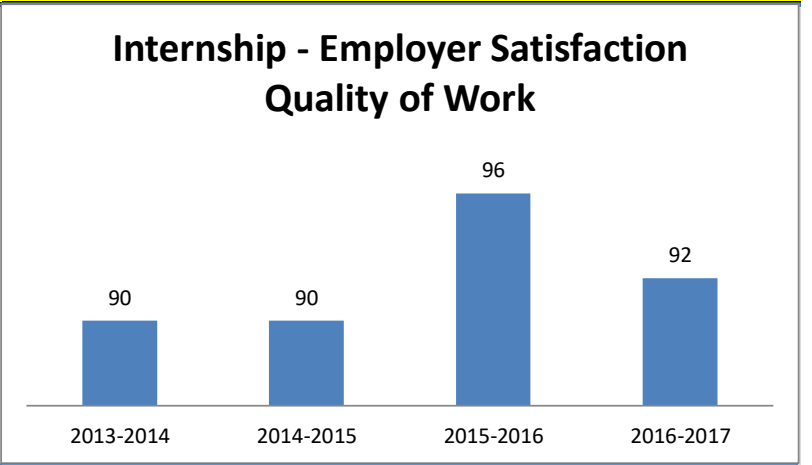
Overall satisfaction exceeded the goal.

Given the satisfaction and performance demonstrated by the students, more faculty and students will be part of this type of courses.



Performance Measure: What is your goal? The goal should be measurable.	What is your measurement instrument or process? (indicate length of cycle)	Current Results: What are your current results?	Analysis of Results: What did you learn from your results?	Action Taken or Improvement made: What did you improve or what is your next step?	Provide a graph or table of resulting trends (3-5 data points preferred)
---	--	---	--	---	--

Employer satisfaction for business administration program will be at least 80%	Employer survey in the internships feedback	Four semester of positive data exceeding goal.	Adequate improvements were made in the internship by students. Add more requirements to the internship activity. The course will be offered every semester.	A fulltime faculty is teaching the Business Internship class. To add rigor, the course will include more mock interviews, company profiles, and business executive-guests speakers
--	---	--	---	--



Performance Measure: What is your goal? The goal should be measurable.	What is your measurement instrument or process? (indicate length of cycle)	Current Results: What are your current results?	Analysis of Results: What did you learn from your results?	Action Taken or Improvement made: What did you improve or what is your next step?	Provide a graph or table of resulting trends (3-5 data points preferred)
---	--	---	--	---	--

Actual students satisfaction for Learning Communities Courses will be at least 80%

Student survey in the course feedback

During the period of this QA Report, the Business Administration Program has offered six (6) courses under Learning Communities Project. Given the assessment, all the students were satisfied with the course and would like to enroll in others courses under learning communities concept.

Overall satisfaction exceeded the goal. The learning communities project started at UPRA in the summer of 2014. In the Spring 2016 (15-16) , our Business Administration Program offered its first course under this modality (MERC3115-CA4 )

Given the satisfaction demonstrated by the students, more faculty will be part of this type of courses.

