
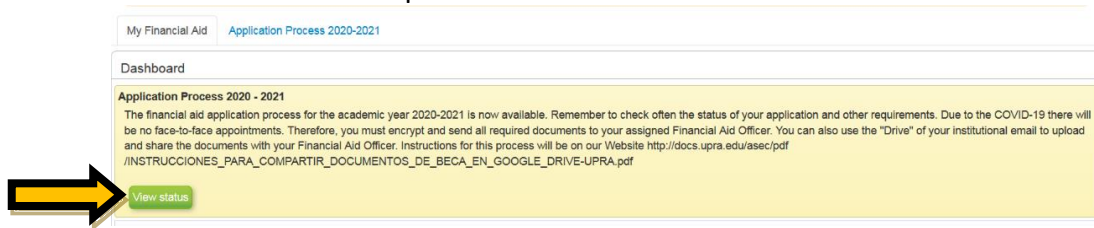
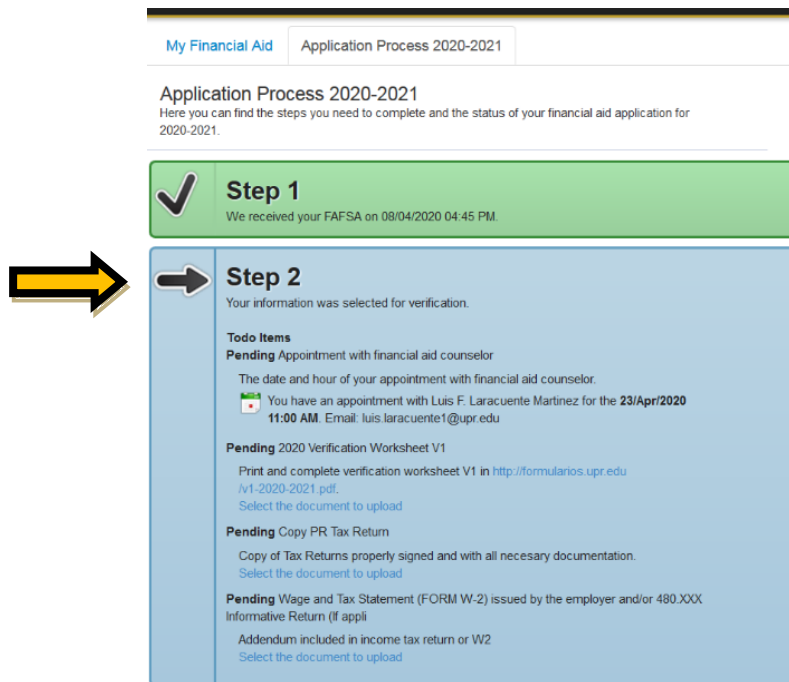


INSTRUCCIONES CÓMO SUBIR DOCUMENTOS AL PORTAL NEXT

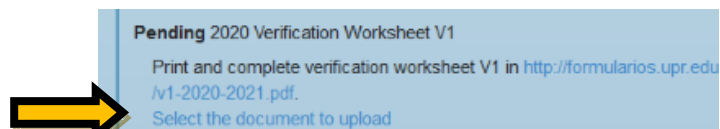
1. Debe acceder al Portal Next  , luego verá la pestaña **Application Process 2020-2021**. Deberá marcar el botón verde que dice **‘View Status’**.



2. Verá los pasos a seguir. En el Paso 2 le indicará la fecha de su cita, los documentos a entregar y el correo electrónico de su Oficial de Asistencia Económica.

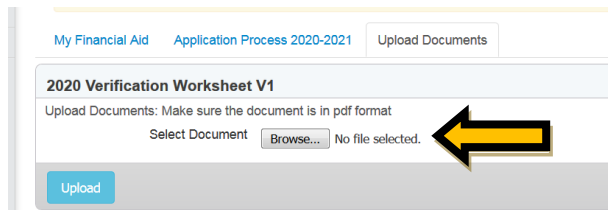


3. Seleccione **‘Select the document to Upload’**.



“Patrono con igual oportunidad de empleo”

4. Busque en su computadora el documento para insertarlo. Solo podrá insertar documentos en formato PDF, o foto. Siga los mismos pasos para todos los documentos requeridos.



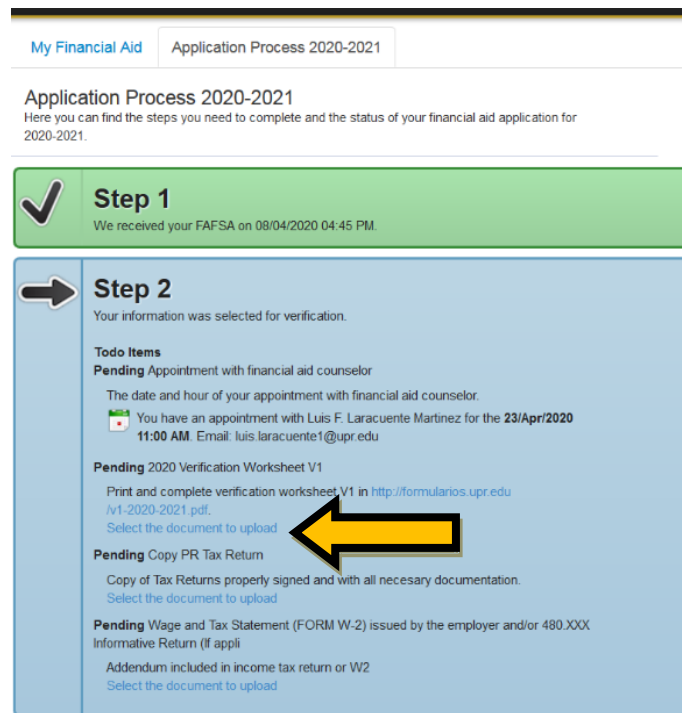
My Financial Aid Application Process 2020-2021 Upload Documents

2020 Verification Worksheet V1

Upload Documents: Make sure the document is in pdf format

Select Document No file selected.

5. Una vez que el documento haya subido al Portal, la pantalla le indicará **'Uploaded Document: y su respectivo título'**. Si deseas sustituir el documento, puedes oprimir **'Upload New Document'**. El último documento que hayas subido es el que tu Oficial recibirá.



My Financial Aid Application Process 2020-2021

Application Process 2020-2021
Here you can find the steps you need to complete and the status of your financial aid application for 2020-2021.

Step 1
We received your FAFSA on 08/04/2020 04:45 PM.

Step 2
Your information was selected for verification.

Todo Items

Pending Appointment with financial aid counselor
The date and hour of your appointment with financial aid counselor.
You have an appointment with Luis F. Laracuenté Martínez for the **23/Apr/2020 11:00 AM**. Email: luis.laracuenté1@upr.edu

Pending 2020 Verification Worksheet V1
Print and complete verification worksheet V1 in <http://formularios.upr.edu/v1-2020-2021.pdf>.
[Select the document to upload](#)

Pending Copy PR Tax Return
Copy of Tax Returns properly signed and with all necessary documentation.
[Select the document to upload](#)

Pending Wage and Tax Statement (FORM W-2) issued by the employer and/or 480.XXX Informative Return (If appli)
Addendum included in income tax return or W2
[Select the document to upload](#)