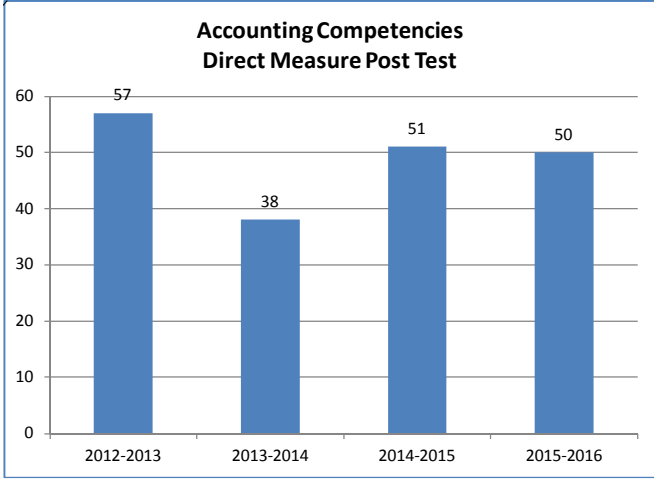
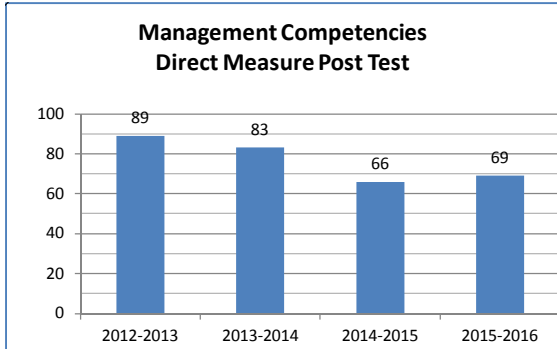

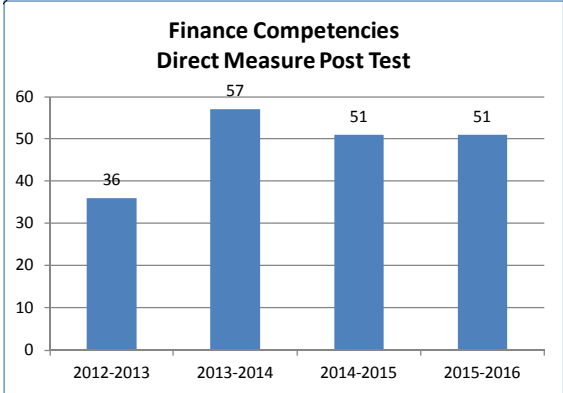


Standard #4 Measurement and Analysis of Student Learning and Performance

Use this table to supply data for Criterion 4.2.

Performance Indicator	Definition									
Performance Measure	What is your measurement instrument or process?	Analysis of Results			Insert Graphs or Tables of Resulting Trends (3-5 data points preferred)	2012-2013	2013-2014	2014-2015	2015-2016	National Mean 09-10
		Current Results	Analysis of Results	Action Taken or Improvement made						
Measurable goal	Do not use grades.	What are your current results?	What did you learn from the results?	What did you improve or what is your next step?						
What is your goal?	(Indicate type of instrument) direct, formative, internal, comparative									
CPC: Accounting : It is expected that 70% of students will score a minimum of 60% in the post test for the accounting competence.	Course embedded standardized test, formative, internal and direct measure.	The performance criteria had not been met by the students.	Major deficiencies had been identified as a result of these assessments and discussed with faculty. The faculty had identified the following corrective measures related to the course: (1) increase tutoring in quantitative analysis, (2) more emphasis in practice exercises in the classroom, (3) use electronic platform in order to practice additional exercises, (4) Use campus lab to practice exercises in the electronic platform with the professor support.	Increase the use of technology to support the assignments. During the first semester 2013-2014 the faculty revised the test to include more items and problems, because the test only included 40 items and was more theoretical than problem-based. We started the assessment cycle during the first semester 2013-2014, effectiveness of the changes will be evaluated at the end of the cycle in 2017-2018. Some of the corrective actions are: strengthen the skills of accounts classification, adjusting entries and depreciation		57	38	51	50	
CPC: Management: It is expected that 70% of students will score a minimum of 60% in the post test for the management competence.	Course embedded standardized test, formative, internal and direct measure.	The performance criteria were met by the students.	Analysis of the results has been done to continue improving specific teaching strategies and increase the knowledge level in the cultural dimensions of Hofstede and emotional intelligence. The techniques of use different assessment tools in the classroom help to met the criteria.	Increase the use of short test after the end of each chapter and revised the structure of some questions of the pre/post test.		89	83	66	69	

<p>CPC: Marketing: It is expected that 70% of students will score a minimum of 60% in the post test for the marketing competence.</p>	<p>Course embedded standardized test, formative, internal and direct measure.</p>	<p>The performance criteria had not been met by the students.</p>	<p>Meeting with professors had taken place to have them brainstorm on ways to strengthen the teaching based on actual results. Some of the recommendations are: (1) Moodle presentations including product, price, and promotion; (2) use of three minutes oral paper about industries issues; (3) coordinate workshops for the students to understand the library resources available and how to use them since the beginning of the semester.</p>	<p>(1) Communicate the results to the students so they can see their achievement (2) Request from students more oral presentations (3) Provide more real examples in the class discussion (4) Use electronic platform with additional material to support topics taught in the classroom.</p>	 <table border="1"> <caption>Marketing Competencies Direct Measure Post Test</caption> <thead> <tr> <th>Year</th> <th>Score</th> </tr> </thead> <tbody> <tr> <td>2012-2013</td> <td>65</td> </tr> <tr> <td>2013-2014</td> <td>51</td> </tr> <tr> <td>2014-2015</td> <td>58</td> </tr> <tr> <td>2015-2016</td> <td>52</td> </tr> </tbody> </table>	Year	Score	2012-2013	65	2013-2014	51	2014-2015	58	2015-2016	52	<p>65</p>	<p>51</p>	<p>58</p>	<p>52</p>
Year	Score																		
2012-2013	65																		
2013-2014	51																		
2014-2015	58																		
2015-2016	52																		
<p>CPC: Finance: It is expected that 70% of students will score a minimum of 60% in the post test for the finance competence.</p>	<p>Course embedded standardized test, formative, internal and direct measure.</p>	<p>The performance criteria had not been met by the students.</p>	<p>Major deficiencies that had been identified as a result of these assessments had been discussed with faculty. The faculty has identified the following corrective measures: (1) assign cases that integrate the course objectives (2) more emphasis in practice exercises in the classroom (3) revise the post test (4) Assign more material to work in groups.</p>	<p>Promote working in groups to receive help among peers, assign special homework to reinforce course material and offer quizzes with no announcement. Promote oral presentations in where they can use critical thinking.</p>	 <table border="1"> <caption>Finance Competencies Direct Measure Post Test</caption> <thead> <tr> <th>Year</th> <th>Score</th> </tr> </thead> <tbody> <tr> <td>2012-2013</td> <td>36</td> </tr> <tr> <td>2013-2014</td> <td>57</td> </tr> <tr> <td>2014-2015</td> <td>51</td> </tr> <tr> <td>2015-2016</td> <td>51</td> </tr> </tbody> </table>	Year	Score	2012-2013	36	2013-2014	57	2014-2015	51	2015-2016	51	<p>36</p>	<p>57</p>	<p>51</p>	<p>51</p>
Year	Score																		
2012-2013	36																		
2013-2014	57																		
2014-2015	51																		
2015-2016	51																		

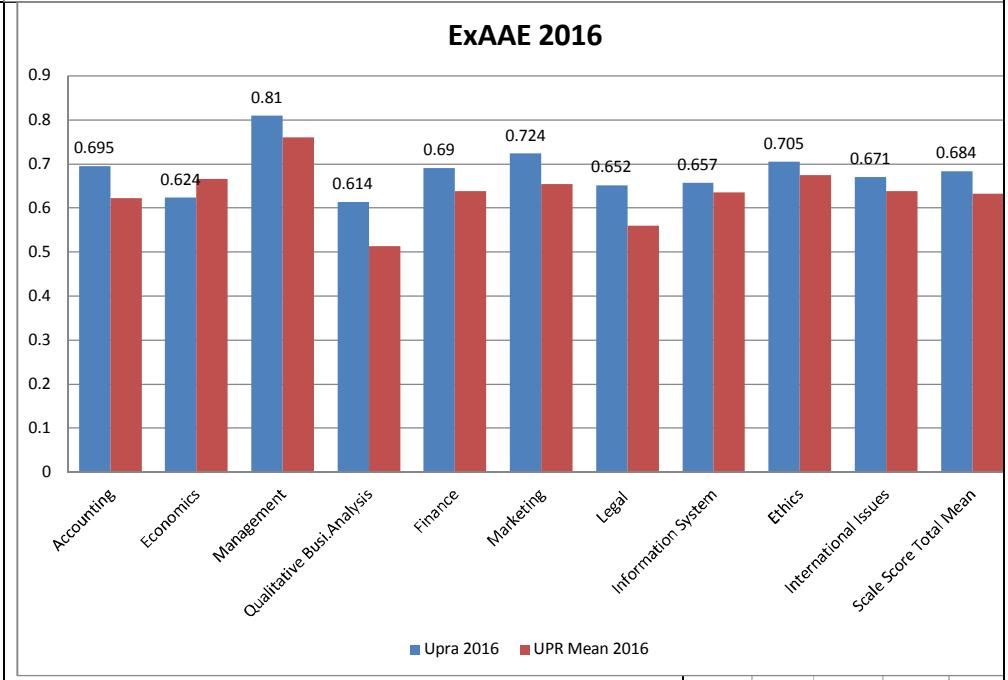
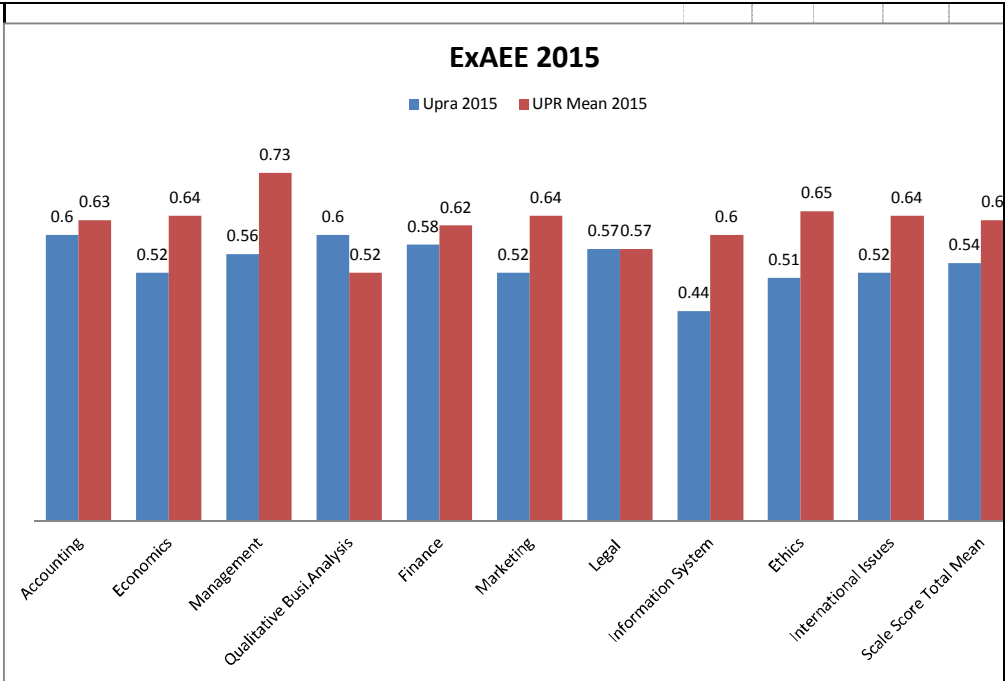
Benchmarking: Knowledge of foundation areas for BAP-UPRA graduating students should be at the mean of the Systemic Assessment Indicator Score.

Summative, External, Comparative data derived from Systemic (UPR) Standard Test(ExAEE)

Overall, the performance criteria was met by the students in 2016, we are in the mean of the Systemic Assessment Indicator Score. By CPC in 2016, except for economics, the performance criteria were met by the students in all others CPC. For 2015, we only met the criteria for the CPC of Qualitative Analysis and legal.

We have complied with the performance criteria established for the Business Administration Program for the exit points in all areas except for economics in 2016. We have identified the exit point areas of economics as area for improvement. Even though, we have these area for improvement, overall we met the goal established to be at the mean of the Systemic Assessment Indicator Score for 2016. For 2015, we only met the criteria for Quantitative analysis and legal.

Once each assessment cycle has been completed and data has been analyzed, an appropriate intervention and the necessary actions to take will be determined.



<p>CPC: Accounting : It is expected that 70% of graduated students of accounting major will score a minimum of 60% in the test for the accounting competence.</p>	<p>Summative, formative, internal and direct measure.</p>	<p>The performance criteria had not been met by the students. Only 67% of the graduated students of accounting score a minimum of 70% .</p>	<p>One semester of negative data.</p>	<p>Only one data point is available since May 2016, was the first semester that the exam was offered.</p>						
<p>CPC: Marketing : It is expected that 70% of graduated students of marketing major will score a minimum of 60% in the test for the accounting competence.</p>	<p>Summative, formative, internal and direct measure.</p>	<p>The performance criteria were met by the students. 74% of the graduated students of marketing score a minimum of 70%.</p>	<p>One semester of positive data exceeding goal.</p>	<p>Only one data point is available since May 2016, was the first semester that the exam was offered.</p>						
<p>CPC: Finance : It is expected that 70% of graduated students finance major will score a minimum of 60% in the test for the accounting competence.</p>	<p>Summative, formative, internal and direct measure.</p>	<p>The performance criteria had not been met by the students. Only 64% of the graduated students of finance score a minimum of 70% .</p>	<p>One semester of negative data.</p>	<p>Only one data point is available since May 2016, was the first semester that the exam was offered.</p>						
<p>CPC: Management : It is expected that 70% of graduated students of management major will score a minimum of 60% in the test for the accounting competence.</p>	<p>Summative, formative, internal and direct measure.</p>	<p>The performance criteria had not been met by the students. Only 69% of the graduated students of management score a minimum of 70% .</p>	<p>One semester of negative data.</p>	<p>Only one data point is available since May 2016, was the first semester that the exam was offered.</p>						